

THE BLOOMFIELD GROUP

VISITORS GUIDE



www.bloomcoll.com.au/

THE
Bloomfield
GROUP

WE CARE. WE DELIVER.

WELCOME TO **THE BLOOMFIELD GROUP**

Part of the local community for more than 80 years, The Bloomfield Group is a proud and successful Australian mining and engineering group. Now employing more than 550 local people our success has been built on a simple desire to seek excellence in all we do, respecting our history as we shape our future.



CONTENTS

1. Visiting Us
2. COVID-19
3. Bloomfield Main Office
4. Bloomfield Mine
5. Four Mile
6. Kings Engineering
7. Rix's Creek Mine
8. Appointment Details



OUR VISION & VALUES

Underpinning our approach are our company values:

WE CARE. WE DELIVER.

We respect and care about the safety and wellbeing of our people, our local community and the environment. We work together with integrity to deliver safety, operational best practice, customer satisfaction and compliance.



WE CARE. WE DELIVER.

VISITING US

INFORMATION & REQUIREMENTS

VISITOR INDUCTION / SIGN IN

All visitors to Bloomfield Group sites are required to complete a visitor induction and sign in on arrival to site.

SITE REPRESENTATIVE

You must remain with your site representative and follow their directions as provided.

PROTECTIVE CLOTHING & FOOTWEAR

At a minimum, all visitors to Bloomfield Group sites are required to wear closed in shoes. Depending on the nature of your visit you may also be required to wear specific PPE, in which case this will be outlined to you by your site contact when arranging your visit.



VISITING US

INFORMATION & REQUIREMENTS

FITNESS FOR WORK

Any visitor to site should arrive Fit for Work. The Bloomfield Group has a zero tolerance for illegal drugs, and the alcohol limit on site is 0.02BAC. All sites conduct random drug and alcohol testing and you may be required to participate in this testing while on site.

APPROPRIATE CONDUCT

The Bloomfield Group does not tolerate inappropriate conduct and it is our expectation that all visitors to site behave in a respectful manner to all our employees. Visitors behaving inappropriately will be asked to leave site.

INCIDENTS ON SITE

All injuries, incidents and hazards must be reported to your site contact immediately and an appropriate incident report lodged as required.

EMERGENCY PROCEDURES

On arrival to site, your site contact will provide you with the appropriate contact information and emergency site procedures for use in the event of an emergency.



WE CARE. WE DELIVER.

COVID-19

VISITOR GUIDELINES

APPROVED

External visits to site are limited and only approved visitors may attend site.



**DO NOT
ENTER**

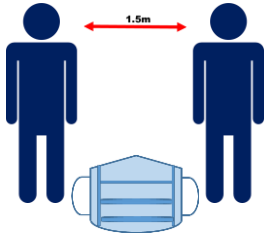
Visitors will not be allowed to attend site if:

- They have been diagnosed with COVID-19
 - They are experiencing cold or flu like symptoms (eg. fever, worsening cough or shortness of breath, headaches or increased fatigue)
 - If they have been in close contact (face to face for at least 15 minutes or in same enclosed space for at least 2 hours) with a person confirmed to have COVID-19.
-



COVID-19

VISITOR GUIDELINES



All visitors should observe social distancing keeping 1.5m away from others. Where social distancing can not be maintained a mask should be worn.

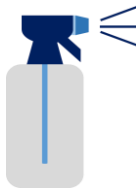


37.5°C

Visitors attending site will be asked to temperature test on arrival to site.



Regularly wash your hands throughout the day, particularly around meal times.



Keep work areas clean. Work areas should be cleaned and wiped down before and after use.



Cover your cough / sneeze, dispose of tissues and wash your hands.



Check your health. If you begin to feel unwell or develop any flu like symptoms while onsite, notify your site contact immediately.



BLOOMFIELD MAIN OFFICE

The Bloomfield Main Office is a large sandstone homestead repurposed from the local area and located approx. 5 kms off the New England Highway at Ashtonfield.

To get to the Main Office, turn off the New England Highway at Four Mile Creek Road (Heritage Gardens turnoff) and follow the road for approx. 5 kms,

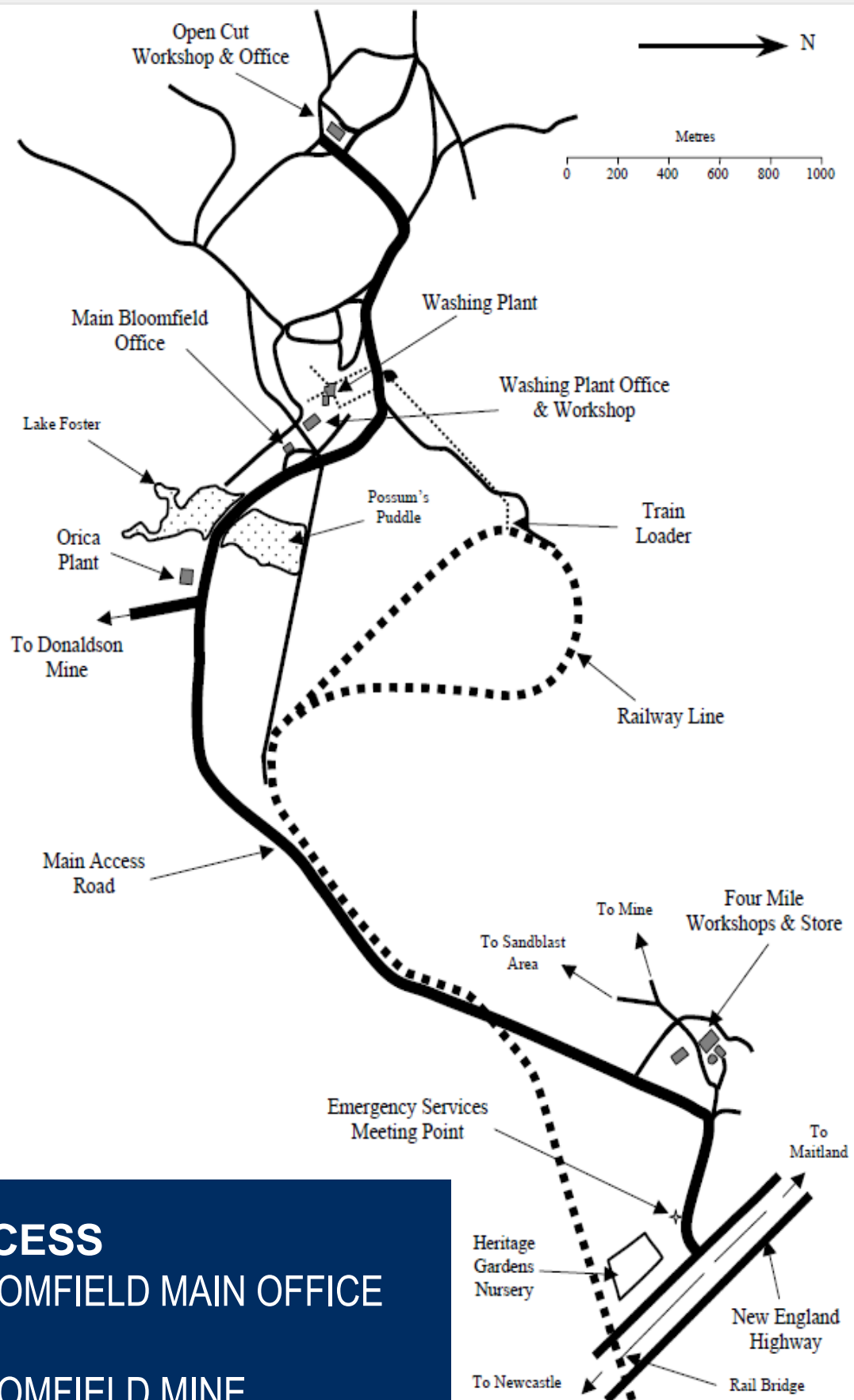
Between the Highway and the office you will cross over a railway crossing, please stop if the lights are flashing.

Keep following the road until you reach the main office where you will turn left at the driveway. Head up the driveway to park and report into the main office reception to meet your site contact.

Please follow all road signs and be mindful of the wildlife along Four Mile Creek Road.

Four Mile Creek Road
Ashtonfield NSW 2323

Ph: +61 2 4930 2624



ACCESS
BLOOMFIELD MAIN OFFICE
and
BLOOMFIELD MINE

BLOOMFIELD MINE

In operation since 1937, the mine produces a variety of thermal coals. With its Coal Handling & Preparation Plant and bulk handling services, the mine can partner with other producers to provide coal washing and handling.

Bloomfield Mine is located just past the Bloomfield Main Office.

All Visitors attending an appointment at Bloomfield Mine should report to the Bloomfield Main Office to be escorted onto site by their Site Contact.

Four Mile Creek Road
Ashtonfield NSW 2323

Ph: +61 2 4930 2624






FOUR MILE ENGINEERING WORKSHOP

Operating for more than 50 years Four Mile provides maintenance and engineering support to the Group's Mine sites.



To get to Four Mile Workshop turn off the New England Highway at Four Mile Creek Road (Heritage Gardens turnoff) follow the road, past heritage gardens and instead of following the road at the bend to the left go straight entering the drive way to Four Mile Site.



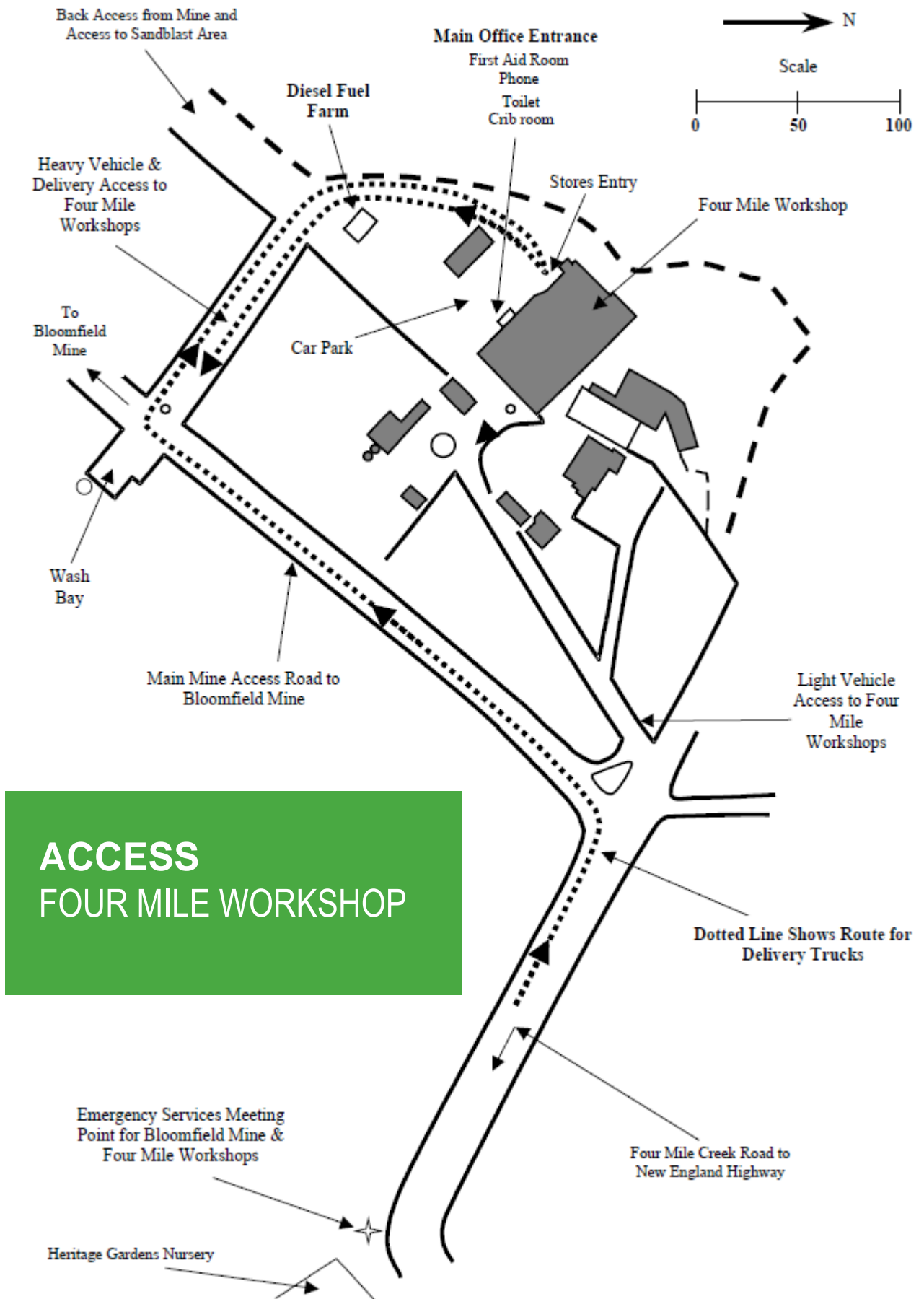
Proceed into the Four Mile car park.

Access to the office building is via the stairs on the left hand side of the workshop to the second floor.



Four Mile Creek Road
Ashtonfield NSW 2323

Ph: +61 2 4930 2624



ACCESS FOUR MILE WORKSHOP

KINGS ENGINEERING RUTHERFORD

Kings Engineering is a leading NSW engineering business. Founded in **1923** and still privately owned, Kings has a proud history providing engineering solutions across a range of industries.

The Bloomfield Group's apprenticeship program, which has successfully operated for more than 40 years, is conducted through Kings with our apprentices undertaking their training at Kings, Four Mile and both our Mine sites over the course of their 4 year program.

To visit us at Kings Engineering, travelling out of Maitland on the Pacific Highway towards Singleton, turn left at the roundabout at Officeworks, Rutherford onto Racecourse Road.

Follow the road around turning left on Gardiner Street and then turn left into the driveway at Kings Rutherford. Park in the carpark on the left and proceed into Reception.



57 Gardiner Street
Rutherford NSW 2320

Ph: +61 2 4932 3766

www.pwgking.com.au

KINGS
ENGINEERING

WE CARE. WE DELIVER.



RIX'S CREEK MINE

Bloomfield has operated the Rix's Creek Open Cut Mine since 1990. It is our largest operation and currently employs around 300 local people. The operation is also supported by a range of local small businesses.

The mine produces both thermal coal and high quality, semi-soft coking coal primarily for overseas customers.



RIX'S CREEK SOUTH ENTRANCE

The entrance to Rix's Creek South is located off the Pacific Highway north of Singleton.

Travel north along the New England Highway from Singleton for approximately 5kms (approximately 1.5kms from the Caltex Service Station at the top of the hill on the Muswellbrook side of Singleton). Turn right into Rix's Creek Lane and continue straight ahead.

Rix's Creek South
Rix's Creek Lane
Singleton NSW 2320

Ph: +61 2 6578 8888



RIX'S CREEK NORTH ENTRANCE

Access to Rix's Creek North offices is via Bridgman Road.

Travel north along the New England Highway for 500 metres from the Hunter River Bridge at Singleton. Turn right at the traffic lights at Bridgman Road then travel along Bridgman Road for 6.5km (approximately 2kms from the Darlington Rural Fire Service shed).

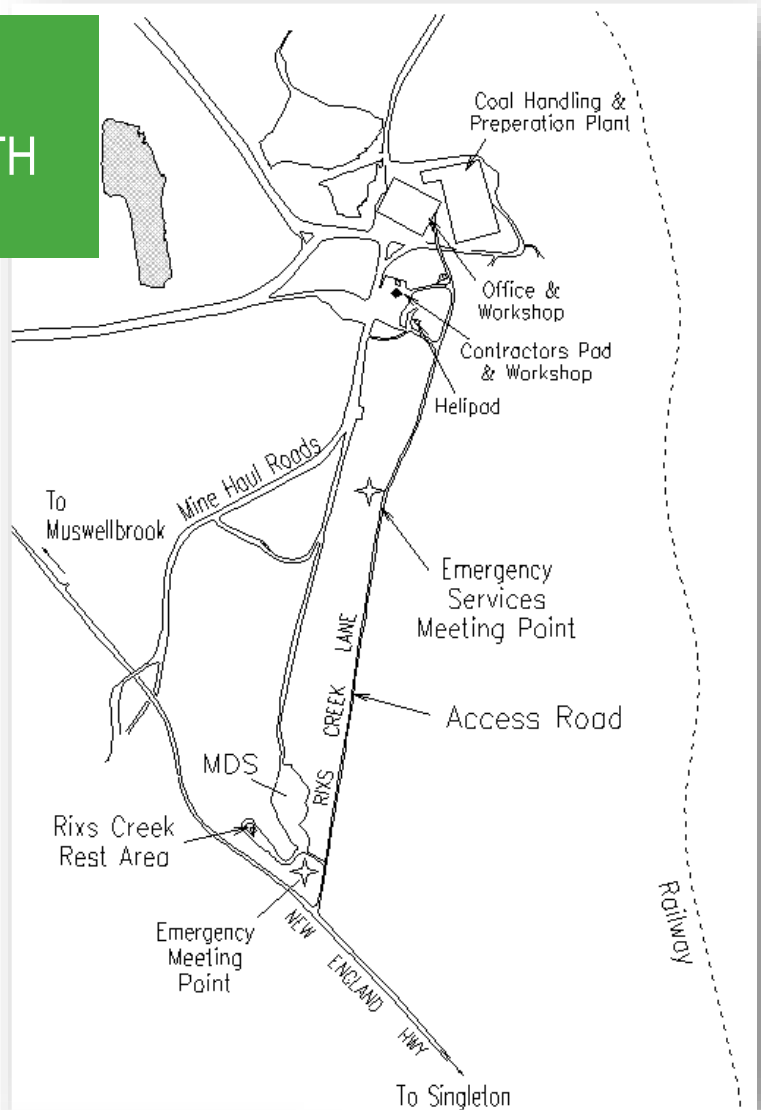
Turn left onto Rix's Creek North Access road.




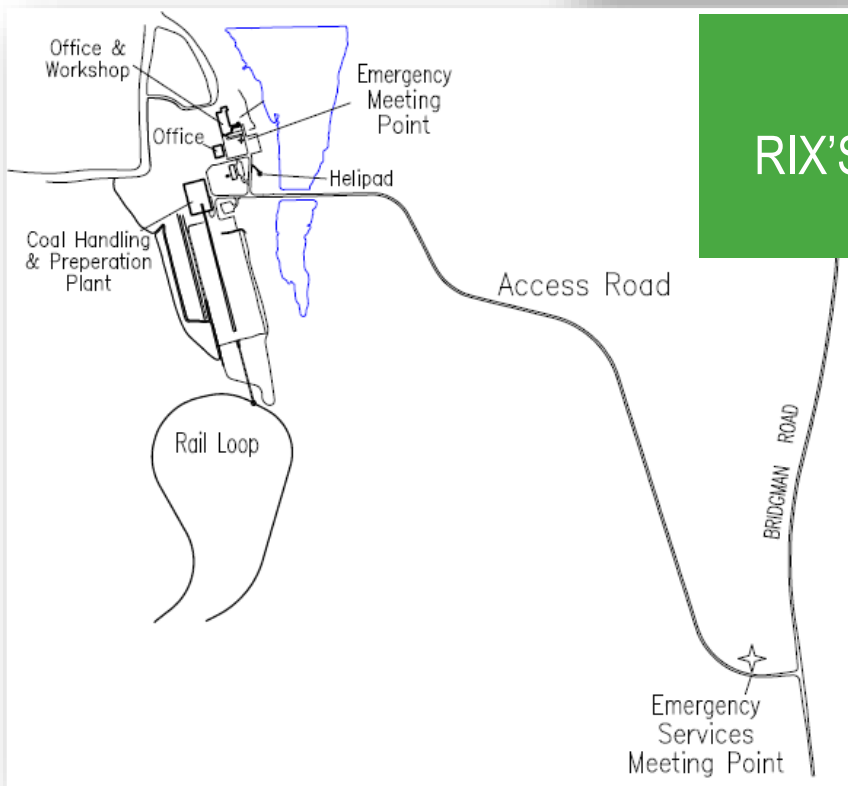
Rix's Creek North
Bridgman Road
Singleton NSW 2320

Ph: +61 2 6578 8888

ACCESS RIX'S CREEK SOUTH



ACCESS RIX'S CREEK NORTH



Thank You for Visiting Us!



WE CARE. WE DELIVER.

Your appointment details are:

Site Contact Name

Site Contact Role

Site Contact Phone No.

Site Attending

Meeting Point Address

PPE Requirements

Additional Information

